




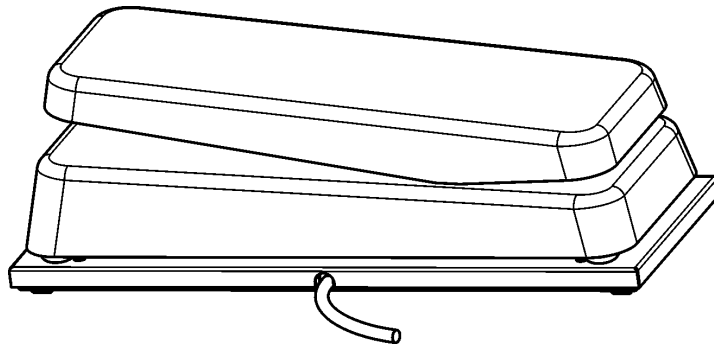
Wah-Pad



User Manual

Wah-Pad User's Manual

The wah-pad is a device connectable to the Guitar System Controller (GSC) enabling switching on a wah-wah effect by placing a foot on it and switching off a wah-wah effect by removing a foot. The wah-pad should be placed beneath a wah-wah effect and the wah-pad's connector should be plugged into the GSC's LINK connector.




The GSC enables the two wah-pad's modes of working:

- to switch on at any preset a loop to which a wah-wah effect is connected ("adding to preset a wah-wah" mode)
- to switch on No. 5 preset in each bank ("changing preset" mode enabling to change settings of a whole system).

The wah-pad connecting and the GSC setting are described in the Guitar System Controller User's Manual.

To prevent moving a wah-wah effect along the wah-pad there should be stuck attached self adhesive elements. They should be placed on the upper wah-pad surface possibly close to a wah-wah legs as it is shown on the below picture.



The wah-wah effect switch should be at active position and preferably blocked mechanically