

**GUITAR LINK**

**UCG102**



[www.behringer.com](http://www.behringer.com)

en

## User Manual

A50-19813-00002



## Important Safety Instructions





This symbol, wherever it appears, alerts you to the presence of uninsulated dangerous voltage inside the enclosure - voltage that may be sufficient to constitute a risk of shock.



This symbol, wherever it appears, alerts you to important operating and maintenance instructions in the accompanying literature. Please read the manual.

### Caution

-  **To reduce the risk of electric shock, do not remove the top cover (or the rear section). No user serviceable parts inside. Refer servicing to qualified personnel.**
-  **To reduce the risk of fire or electric shock, do not expose this appliance to**

rain and moisture. The apparatus shall not be exposed to dripping or splashing liquids and no objects filled with liquids, such as vases, shall be placed on the apparatus.



**These service instructions are for use by qualified service personnel only. To reduce the risk of electric shock do not perform any servicing other than that contained in the operation instructions. Repairs have to be performed by qualified service personnel.**



**The sound quality may diminish within the range of powerful broadcasting stations and high-frequency sources. Increase the distance between the transmitter and the device and use shielded cables for all connections.**

- 1) **Read these instructions.**
- 2) **Keep these instructions.**
- 3) **Heed all warnings.**
- 4) **Follow all instructions.**
- 5) **Do not use this apparatus near water.**
- 6) **Clean only with dry cloth.**
- 7) **Do not install near any heat sources such as radiators, heat registers, stoves, or other apparatus (including amplifiers) that produce heat.**
- 8) **Only use attachments/accessories specified by the manufacturer.**
- 9) **Refer all servicing to qualified service personnel. Servicing is required when the apparatus has been damaged in any way, such as power supply cord or plug is damaged, liquid has been spilled or objects have fallen into the apparatus, the apparatus has been exposed to rain or moisture, does not operate normally, or has been dropped.**

## 1. Introduction





Thank you for expressing your confidence in us by purchasing the GUITAR LINK UCG102. Your computer will become the ultimate working platform on which you can use the classic effects, in the studio as well as on stage. With a notebook, a guitar and the UCG102, it is now possible to work on the go, be it train or hotel. The GUITAR LINK UCG102's scope of delivery includes a first-class modeling software with virtual amps and effects pedals. Accompany songs in MP3-, WAV- and AIFF-format which you can play from your PC or Mac computer. A headphone connection with a volume regulator is also available so that you can enjoy the session with your favorite volumes undisturbed, entirely after the motto "Plug'n Rock".

### 1.1 Before you get started

#### 1.1.1 Shipment

Your GUITAR LINK UCG102 was carefully packed at the assembly plant to assure secure

transport. Should the condition of the cardboard box suggest that damage may have taken place, please inspect the unit immediately and look for physical indications of damage.

-  **Damaged equipment should NEVER be sent directly to us. Please inform the dealer from whom you acquired the unit immediately as well as the transportation company from which you took delivery. Otherwise, all claims for replacement/repair may be rendered invalid.**
-  **Please always use the original packaging to avoid damage due to storage or shipping.**
-  **Never let unsupervised children play with the device or with its packaging.**
-  **Please dispose of all packaging materials in an environmentally friendly fashion.**

### 1.1.2 Online registration

Please, do remember to register your new BEHRINGER equipment right after your purchase by visiting [www.behringer.com](http://www.behringer.com) (alternatively [www.behringer.de](http://www.behringer.de)) and kindly read the terms and conditions of our warranty carefully.

Should your BEHRINGER product malfunction, our goal is to have it repaired as quickly as possible. Please contact the retailer from whom the equipment was purchased. Should your BEHRINGER dealer not be located in your vicinity, you may directly contact one of our subsidiaries. Corresponding contact information is included in the original equipment packaging (Global Contact Information/European Contact Information). Should your country not be listed, please contact the distributor nearest you. A list of distributors can be found in the support area of our website ([www.behringer.com/support](http://www.behringer.com/support)).

Registering your purchase and equipment with us helps us process your repair claims quicker and more efficiently.

*Thank you for your cooperation!*

## 2. Controls and connections

You can connect the UCG102 directly to an amp by means of the jack connector and to your PC or Mac computer by using the USB connector. The USB connection supplies the power for the UCG102.

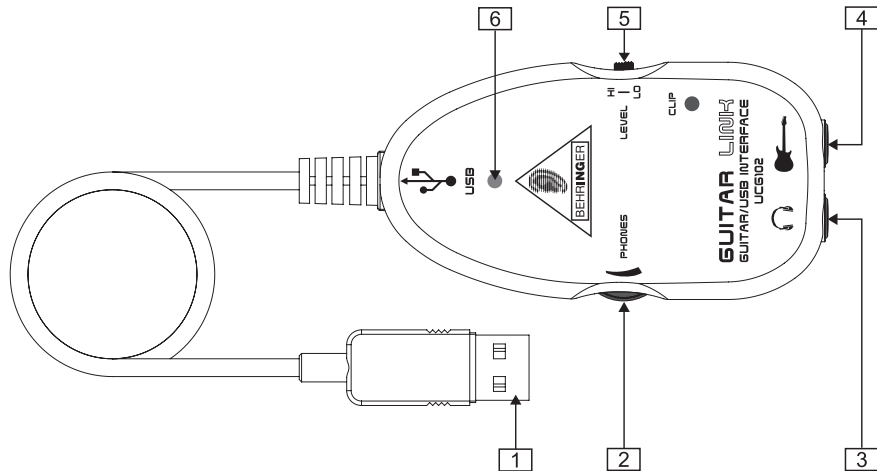





Fig. 2.1: Control elements and connections

- 1 You can connect the guitar to your computer via USB connection. The blue control LED () indicates that a connection to the computer has been established.
- 2 The VOLUME control adjusts the volume level of the headphones output. Turn the control fully to the left before you connect the headphones. This helps you avoid the damage that is caused by high volume settings.
- 3 You can use a commercially available ¼" jack for the -connection.
-  **We would like to draw your attention to the fact that extremely loud sound levels may damage your hearing as well as your headphones/loudspeakers. Turn the VOLUME control fully clockwise before you switch on the unit. Be careful to select a suitable volume at all times.**
- 4 You can connect the UCG102 to your guitar via the guitar input (¼" jack). Use a commercial ¼" mono jack cable.

- 5 You can modify the guitar signal with the LEVEL switch. At high signal levels, the CLIP LED (above the BEHRINGER LOGO) will light up red in which case you should set the LEVEL switch to LOW.
- 6 The blue LED indicates the status of the USB connection.

### 3. Application example

You can connect the UCG102 directly to your computer in order to record, play along to a playback or play directly over the modeling amps and effects. The UCG102 lets you get started immediately, wherever you are. Simply hook up and start to rock.

## 3.1 Operation of the connector

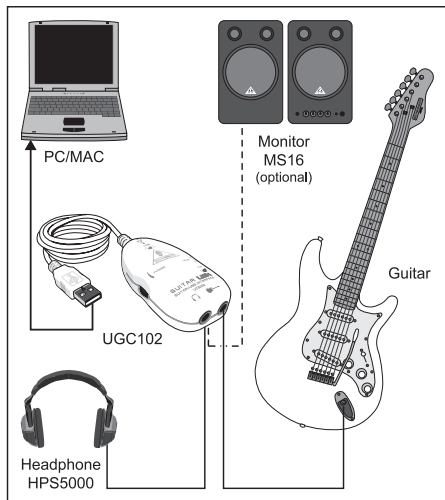


Fig. 3.1: Wiring of the UCG102

Use the USB cable to connect the GUITAR LINK

UCG102 to your computer. The USB unit of the UCG102 is bus powered—no separate power supply is needed. The blue LED (6) lights up and the system indicates the connection of a USB audio unit.

Connect your headphones to the PHONES connector on the UCG102.

If you don't want to use your headphones, you can also connect a pair of active monitors to the PHONES connector—the BEHRINGER MONITOR SPEAKERS Series, MS16, MS20, MS40, B2030A or B2031A are perfect choices for this application.


## 4. Audio connections

With the integrated USB interface, you can change your computer to an ultimate recording studio. Whether you rehearse at home or in the studio, the used audio connections always remain the same.



## 4.1 Wiring

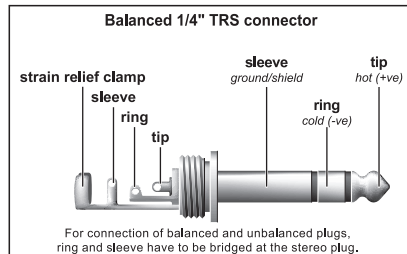
You connect the UCG102 to your guitar via a standard instrument cable.



*Fig. 4.1: Unbalanced instrument cable with 1/4" TS connector*

## 4.2 Headphone connection

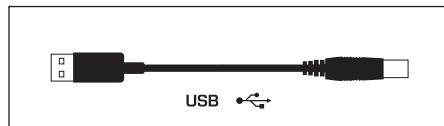
The UCG102 provides a connection for headphones. You can connect any standard commercial headphone with a 1/4" TRS jack plug. For mini TRS jack plugs, you will need a suitable adapter. You can see the required pin allocation from the following diagram.



*Fig. 4.2: TRS stereo connector*

## 4.3 USB cable

The UCG102 comes with a USB cable for connecting USB-compatible devices like notebooks.



*Fig. 4.3: USB connector cable*

## 5. Specifications

### Guitar in

Connector	¼" TRS
Input Impedance (High)	250 kΩ
Input Impedance (Low)	400 kΩ

### Phones out

Connector	¼" TRS
Output impedance	approx. 50 Ω
Max. output pegel	-2 dBu, 2 x 3.7 mW @ 100 Ω

### USB 1.1

Connector	type A
-----------	--------

### Digital processing

Converter	16-bit converter
Sample rate	32.0 / 44.1 / 48 kHz

### Power supply

USB connection	5 V <sup>±</sup> , 100 mA max.
----------------	--------------------------------

### Dimensions/weight

Dimensions (H x W x D)	approx. 1" x 3 3/4" x 2" 24.6 x 95.6 x 50.8 mm
Cable length	approx. 5 9/10" (15 cm)
Weight	approx. 1/5 lb. (92 g)

### System requirements (PC / Mac)

Operating system	Win XP / Mac OS X
Processor min. (PC)	Pentium 700 MHz / Athlon XP 1.33 GHz
Processor min. (Mac)	G4 733 MHz / Intel Core Duo 1.66
RAM (PC)	256 MB
RAM (Mac)	512MB

### Software

Applications	please see "Software Installation Guide"
Driver (Windows)	high-performance driver BEHRINGER USB AUDIO for Win 98 (SE) / ME / 2000 / XP / Vista
Driver (Mac OS X)	Core Audio

BEHRINGER is constantly striving to maintain the highest professional standards. As a result of these efforts, modifications may be made from time to time to existing products without prior notice. Specifications and appearance may differ from those listed or illustrated.

## 6. Warranty

### § 1 Other warranty rights and national law

1. This warranty does not exclude or limit the buyer's statutory rights provided by national law, in particular, any such rights against the seller that arise from a legally effective purchase contract.
2. The warranty regulations mentioned herein are applicable unless they constitute an infringement of national warranty law.

### § 2 Online registration

Please do remember to register your new BEHRINGER equipment right after your purchase by visiting [www.behringer.com](http://www.behringer.com) (alternatively [www.behringer.de](http://www.behringer.de)) and kindly read the terms and conditions of our warranty carefully. Registering your purchase and equipment with us helps us process your repair claims quicker and more efficiently.

*Thank you for your cooperation!*

### § 3 Warranty

1. BEHRINGER (BEHRINGER International GmbH including all BEHRINGER subsidiaries, except BEHRINGER Japan) warrants the mechanical and

electronic components of this product to be free of defects in material and workmanship for a period of one (1) year<sup>1</sup> from the original date of purchase, in accordance with the warranty regulations described below. If the product shows any defects within the specified warranty period that are not excluded from this warranty as described under § 5, BEHRINGER shall, at its discretion, either replace or repair the product using suitable new or reconditioned parts. In the case that other parts are used which constitute an improvement, BEHRINGER may, at its discretion, charge the customer for the additional cost of these parts.

2. If the warranty claim proves to be justified, the product will be returned to the user freight prepaid.
3. Warranty claims other than those indicated above are expressly excluded.

### § 4 Return authorization number

1. To obtain warranty service, the buyer (or his authorized dealer) must call BEHRINGER during normal business hours BEFORE returning the product. All inquiries must be accompanied by a description of the problem. BEHRINGER will then issue a return authorization number.

<sup>1</sup> Customers in the European Union please contact BEHRINGER Germany Support for further details.

2. Subsequently, the product must be returned in its original shipping carton, together with the return authorization number to the address indicated by BEHRINGER.
3. Shipments without freight prepaid will not be accepted.

## § 5 Warranty regulations

1. Warranty services will be furnished only if the product is accompanied by a copy of the original retail dealer's invoice. Any product deemed eligible for repair or replacement under the terms of this warranty will be repaired or replaced.
2. If the product needs to be modified or adapted in order to comply with applicable technical or safety standards on a national or local level, in any country which is not the country for which the product was originally developed and manufactured, this modification/adaptation shall not be considered a defect in materials or workmanship. The warranty does not cover any such modification/adaptation, irrespective of whether it was carried out properly or not. Under the terms of this warranty, BEHRINGER shall not be held responsible for any cost resulting from such a modification/adaptation.
3. Free inspections and maintenance/repair work are expressly excluded from this warranty, in particular,

if caused by improper handling of the product by the user. This also applies to defects caused by normal wear and tear, in particular, of faders, crossfaders, potentiometers, keys/buttons, tubes, guitar strings, illuminants and similar parts.

4. Damage/defects caused by the following conditions are not covered by this warranty:
  - ▲ improper handling, neglect or failure to operate the unit in compliance with the instructions given in BEHRINGER user or service manuals;
  - ▲ connection or operation of the unit in any way that does not comply with the technical or safety regulations applicable in the country where the product is used;
  - ▲ damage/defects caused by force majeure or any other condition that is beyond the control of BEHRINGER.
5. Any repair or opening of the unit carried out by unauthorized personnel (user included) will void the warranty.
6. If an inspection of the product by BEHRINGER shows that the defect in question is not covered by the warranty, the inspection costs are payable by the customer.
7. Products which do not meet the terms of this warranty will be repaired exclusively at the buyer's

expense. BEHRINGER will inform the buyer of any such circumstance. If the buyer fails to submit a written repair order within 6 weeks after notification, BEHRINGER will return the unit C.O.D. with a separate invoice for freight and packing. Such costs will also be invoiced separately when the buyer has sent in a written repair order.

### **§ 6 Warranty transferability**

This warranty is extended exclusively to the original buyer (customer of retail dealer) and is not transferable to anyone who may subsequently purchase this product.

No other person (retail dealer, etc.) shall be entitled to give any warranty promise on behalf of BEHRINGER.

### **§ 7 Claim for damage**

Failure of BEHRINGER to provide proper warranty service shall not entitle the buyer to claim (consequential) damages. In no event shall the liability of BEHRINGER exceed the invoiced value of the product.

Technical specifications and appearance are subject to change without notice. The information contained herein is correct at the time of printing. All trademarks (except BEHRINGER, the BEHRINGER logo, JUST LISTEN and GUITAR LINK) mentioned belong to their respective owners and are not affiliated with BEHRINGER. BEHRINGER accepts no liability for any loss which may be suffered by any person who relies either wholly or in part upon any description, photograph or statement contained herein. Colors and specifications may vary slightly from product. Products are sold through our authorized dealers only. Distributors and dealers are not agents of BEHRINGER and have absolutely no authority to bind BEHRINGER by any express or implied undertaking or representation. No part of this manual may be reproduced or transmitted in any form or by any means, electronic or mechanical, including photocopying and recording of any kind, for any purpose, without the express written permission of BEHRINGER International GmbH. Mac and Mac OS are trademarks of Apple Computer, Inc., registered in the U.S. and other countries. Intel and Pentium are trademarks or registered trademarks of Intel Corporation or its subsidiaries in the United States and other countries. Windows is a registered trademark of Microsoft Corporation in the United States and other countries. ASIO is a trademark and software of Steinberg Media Technologies GmbH. energyXT2 and energyXT2 Compact are trademarks of XT Software AS incorporated in Norway. Guitar Combos and Guitar Rig are registered trademarks of Native Instruments GmbH.

ALL RIGHTS RESERVED. (c) 2008 BEHRINGER International GmbH.  
BEHRINGER International GmbH,  
Hanns-Martin-Schleyer-Str. 36-38, 47877 Willich-Muenchheide II, Germany.  
Tel. +49 2154 9206 0, Fax +49 2154 9206 4903

## FEDERAL COMMUNICATIONS COMMISSION COMPLIANCE INFORMATION

**BEHRINGER**

GUITAR LINK UCG102

Responsible party name:

Address:

Phone/Fax No.:

**BEHRINGER USA, Inc.****18912 North Creek Parkway, Suite 200, Bothell, WA 98011, USA****Phone: +1 425 672 0816, Fax: +1 425 673 7647**

hereby declares that the product(s)

**GUITAR LINK UCG102**

complies/comply with the FCC rules as mentioned in the following paragraph:

This device complies with Part 15 of the FCC rules. Operation is subject to the following two conditions: (1) this device may not cause harmful interference, and (2) this device must accept any interference received, including interference that may cause undesired operation.

**Note:** This equipment has been tested and found to comply with the limits for a Class B digital device, pursuant to part 15 of the FCC Rules. These limits are designed to provide reasonable protection against harmful interference in a residential installation. This equipment generates, uses and can radiate radio frequency energy and, if not installed and used in accordance with the instructions, may cause harmful interference to radio communications. However, there is no guarantee that interference will not occur in a particular installation. If this equipment does cause harmful interference to radio or television reception, which can be determined by turning the equipment off and on, the user is encouraged to try to correct the interference by one or more of the following measures:

- ▲ Reorient or relocate the receiving antenna.
- ▲ Increase the separation between the equipment and receiver.
- ▲ Connect the equipment into an outlet on a circuit different from that to which the receiver is connected.
- ▲ Consult the dealer or an experienced radio/TV technician for help.

**Important information:**

Changes or modifications to the equipment not expressly approved by BEHRINGER USA can void the user's authority to use the equipment.

[www.behringer.com](http://www.behringer.com)